


Gain energy insight and control with PowerLogic™

PowerLogic EGX300

integrated gateway-server



Plug into your energy usage with a simple mouse click



The PowerLogic EGX300 is an integrated gateway-server that requires only a web browser and Ethernet network to log and display real-time data and trend plots from up to 64 PowerLogic system devices, including other gateway devices on the same network.

An automatic device discovery function quickly detects devices within your electrical network, enabling access to basic energy consumption data. Combine the PowerLogic EGX300 with your existing spreadsheet software for simple energy use analysis and trend reports. For extensive data analysis and additional power monitoring capabilities, utilise the Ethernet gateway functionality of the PowerLogic EGX300 with any PowerLogic software.

The PowerLogic EGX300 embedded web page function and 512 Mb of onboard memory allow you to create pages for viewing data from your electrical system and to store third-party web pages and documents such as instruction bulletins or equipment and system diagrams. Easily define web pages with real-time and logged data for a basic view of your electrical system at a glance.

Typical applications

The PowerLogic EGX300 allows you to:

- Monitor energy usage patterns, reveal opportunities and verify results of efficiency improvements
- Remotely monitor real-time conditions and profile energy use on your power distribution system

The functionality of the PowerLogic EGX300 flexes as your system grows. It is compatible with PowerLogic power monitoring software for larger systems where comprehensive power monitoring is needed to:

- Allocate energy costs to departments or processes
- Reduce peak demand surcharges
- Reduce power factor penalties
- Identify billing discrepancies
- Leverage existing infrastructure capacity and avoid over-building

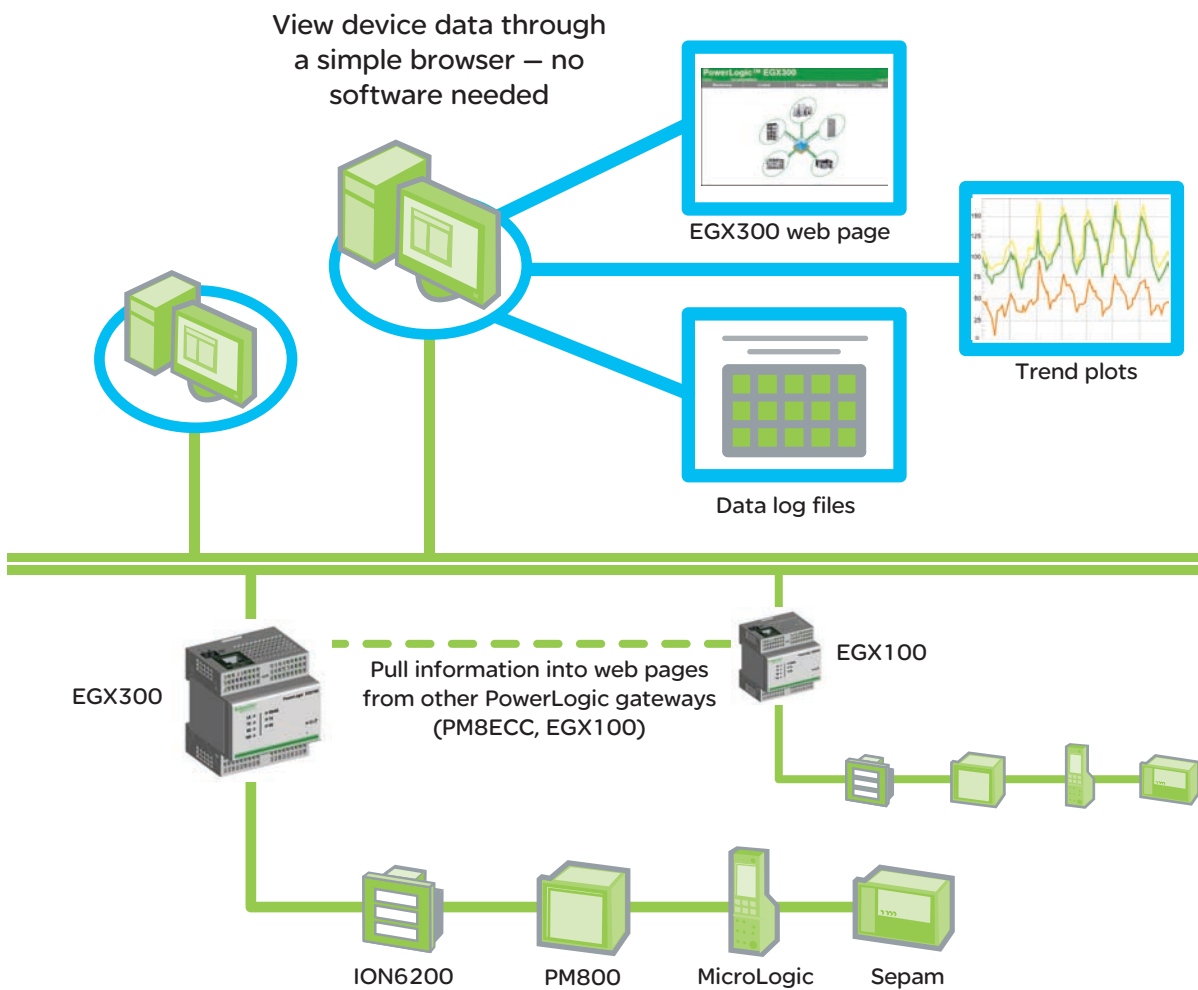


Use enhanced EGX300 communication and real-time reading features to help optimise your energy usage and existing electrical infrastructure.

Features

- View real-time and historical information from multiple locations via any Microsoft-compatible web browser without any additional software
- Automatically detect networked devices for easy system setup
- View and log data from up to 64 devices across the network, even if they are connected to other gateway devices
- Automatically email or FTP selected logged data to your PC for additional analysis
- Select the logging intervals and topics you want logged
- Ensures data and system security through password protection and controlled network access to individual web pages
- Simplifies installation by receiving control power through the Ethernet cable utilising Power-over-Ethernet and offers the option to utilise 24 Vdc control power
- Provides serial support for Modbus RTU, Modbus ASCII, Jbus and PowerLogic protocols to support a wide range of devices
- Includes one 10/100BaseTx Ethernet port
- Includes one serial port configurable for RS485 (2/4 wire) or RS232 (RJ45)
- Optically isolated serial port provides highly reliable communications in an industrial environment
- Compatible with all PowerLogic power monitoring software

Electrical distribution system



Communications

Use your existing LAN infrastructure to reduce communications wiring and network management costs. Fast 10 or 100 Mb per second Ethernet communications eliminates bottlenecks by moving power monitoring data at the same network speeds used in your LAN.

PowerLogic EGX300	
Serial ports	
Number of ports	1
Types of ports	RS232 or RS485 (2-wire or 4-wire), depending on setting
Protocol	Modbus RTU/ASCII, JBus, PowerLogic (Sy/Max)
Maximum baud rate	2400 to 38400 baud (configurable)
Maximum number of directly connected devices	64
Ethernet port	
Number of ports	1
Types of ports	One 10/100 base TX (802.3af)
Protocol	HTTP, SNMP (MIB2), FTP Modbus TCP/IP
Baud rate	10/100 MB
Web server	
Memory	512 MB
Simultaneous connections	64



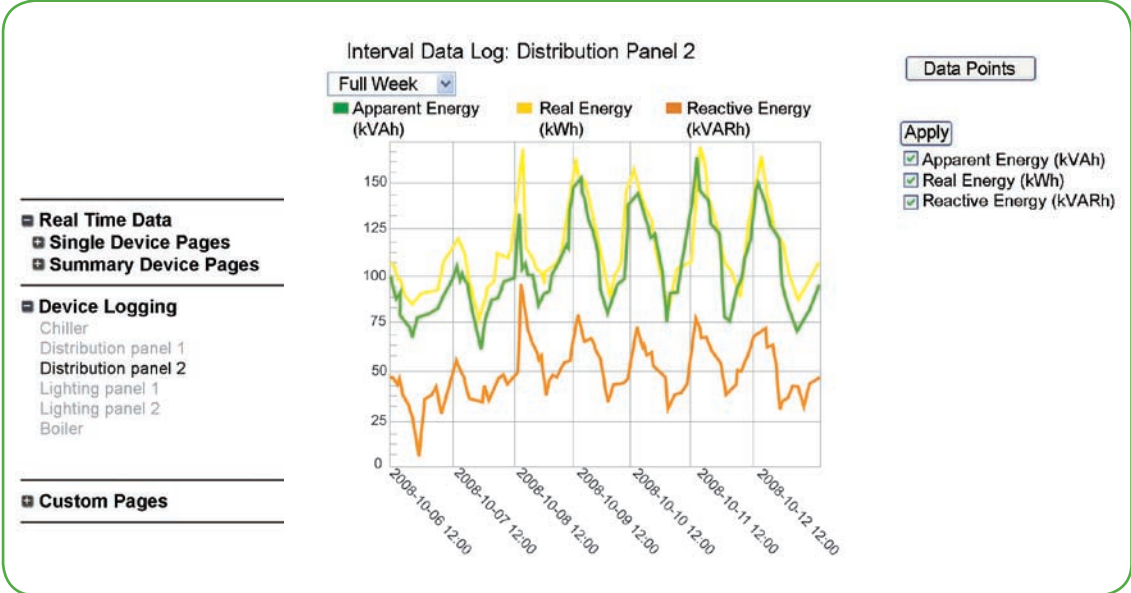
PowerLogic EGX300 offers an RS232 or RS485 serial port.

Web pages

The PowerLogic EGX300 embedded web page function allows users to create pages for viewing data from meters, circuit breaker control units, protective relays, motor controllers and drives. Standard pages are provided for communications network maintenance.

Its extensive onboard memory makes the PowerLogic EGX300 versatile to fit many unique needs and open to additional user customisation.

Use energy consumption trend reports to identify energy use patterns for cost savings opportunities.





Automatically email or FTP selected logged data to your PC for additional analysis.

Data Export

Transport	
<input type="radio"/> Disabled	<input type="radio"/> E-Mail
<input checked="" type="radio"/> FTP	
Incremental: <input checked="" type="checkbox"/>	
Schedule	
<input type="radio"/> Daily	<input type="radio"/> Weekly
<input checked="" type="radio"/> Monthly	
Time of Day:	10:00
Day of the Week:	Sunday
Day of the Month:	1
FTP Parameters	
Server IP Address:	0 0 0 0
Server TCP Port:	21
Directory:	
Username:	user
Password:	••••
Passive:	<input type="checkbox"/>
<input type="button" value="Test E-Mail"/> <input type="button" value="Test FTP"/> <input type="button" value="Apply"/>	

Quickly obtain real-time data from your electrical distribution system to view status of equipment per device or to analyse summary views of critical circuits. Customise device names for easy recognition.

- Real Time Data
- Single Device Pages
- Summary Device Pages

■ Device Logging

- Chiller
- Distribution panel 1
- Distribution panel 2
- Lighting panel 1
- Lighting panel 2
- Boiler

■ Custom Pages

Basic Readings

Parameter	Minimum	Present	Maximum
Load Current(A)			
Ia	216	537	845
Ib	212	554	842
Ic	214	549	873
Power			
Real(kW)	0	401	624
Reactive (KVAR)	-103	215	329
Apparent (KVA)	0	455	694
Power Factor Total	0.28	0.88	0.01
Voltage, L-L Avg.	0	481	500
Voltage, L-N Avg.	0	278	289
Frequency (Hz)	0	60	65.15

	Predicted	Present	Peak	Date/Time at Peak	Date/Time Last Reset
Demand Current (A)					
Ia	540	519	820	13:06:06 5/8/2008	09:28:33 7/9/2008
Ib	545	527	816	13:38:12 5/8/2008	09:28:33 7/9/2008
Ic	537	521	846	13:38:07 5/8/2008	09:28:33 7/9/2008
Demand Power					
Real(kW)	391	391	602	13:39:22 5/8/2008	17:48:09 1/5/2007
Reactive (KVAR)	205	205	315	14:37:27 8/2/2008	17:48:09 1/5/2007
Apparent (KVA)	442	442	672	14:00:36 5/8/2008	17:48:09 1/5/2007

Specifications		EGX300
Regulatory/standards compliance for electromagnetic interference		
Emissions (radiated and conducted)	EN 55022 / EN 55011 / FCC class A	
Immunity for industrial environments:		
- electrostatic discharge	EN 61000-6-2	
- radiated RF	EN 61000-4-2	
- electrical fast transients	EN 61000-4-3	
- surge	EN 61000-4-4	
- conducted RF	EN 61000-4-5	
- power frequency magnetic field	EN 61000-4-6	
	EN 61000-4-8	
Regulatory/standards compliance for safety		
International (CB scheme)	IEC 60950	
USA	UL508/UL60950	
Canada	cUL (complies with CSA C22.2, no. 60950)	
Europe	EN 60950	
Australia/New Zealand	AS/NZS25 60950	
Installation options		
Mounting options	Din-rail mount	
Physical characteristics		
Dimensions (H x W x D)	91 x 72 x 68 mm	
Power-over-Ethernet	Class 3	
Power supply	24 V DC if not using Power-over-Ethernet	
Maximum burden	4 Watts	
Operating temperature	-25° C to +70° C	
Humidity rating	5% to 95% relative humidity (without condensation) at +55° C	

Please contact your local sales representative for ordering information.

Visit www.powerlogic.com for more information on other PowerLogic products, applications and system solutions.

Schneider Electric
35 Rue Joseph Monier
CS 30323
92506 Rueil Malmaison Cedex
Tel : +33 (0)1 41 29 70 00
Fax : +33 (0)1 41 29 71 00
www.powerlogic.com
www.schneider-electric.com

PLSED108052EN ART#836684 12-2008
© 2008 - Schneider Electric - All rights reserved

Enhance your PowerLogic solution

Support or expand your PowerLogic solution with matched accessories and complementary products or systems. The PowerLogic EGX300 communicates with these Schneider Electric products and with third-party products through industry-standard Modbus protocol.

PowerLogic meters

Power, energy and power quality meters for improved energy management, allocation and reliability.

Altivar™ variable frequency drives

Match motor output to required loads to reduce energy consumption and extend motor life.

Tesys™ motor controllers

Motor branch short-circuit protection, manual disconnect, remote power circuit switching and thermal overload protection.

Sepam™ protective relays

Monitoring, protection and control of substations, busbars, transformers, motors, generators and capacitors.

Masterpact™ and Compact™ breakers

Equipped with Micrologic control units, offering protection for LV networks.

Services

Our extensive engineering and support services ensure you leverage the full capabilities of your PowerLogic solution and benefit from a low total cost of ownership. Our experts can help with system selection, project management, integration, custom reporting, documentation and training to meet your organisation's unique needs.

As standards, specifications and designs develop from time to time, always ask for confirmation of the information given in this publication. PowerLogic, ION, ION Enterprise, MeterM@il and Modbus are either trademarks or registered trademarks of Schneider Electric.



Printed on recycled paper

Publishing : Schneider Electric
Production : Schneider Electric PMC
Printing : Imprimerie du Pont de Claix - made in France